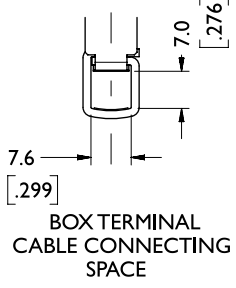

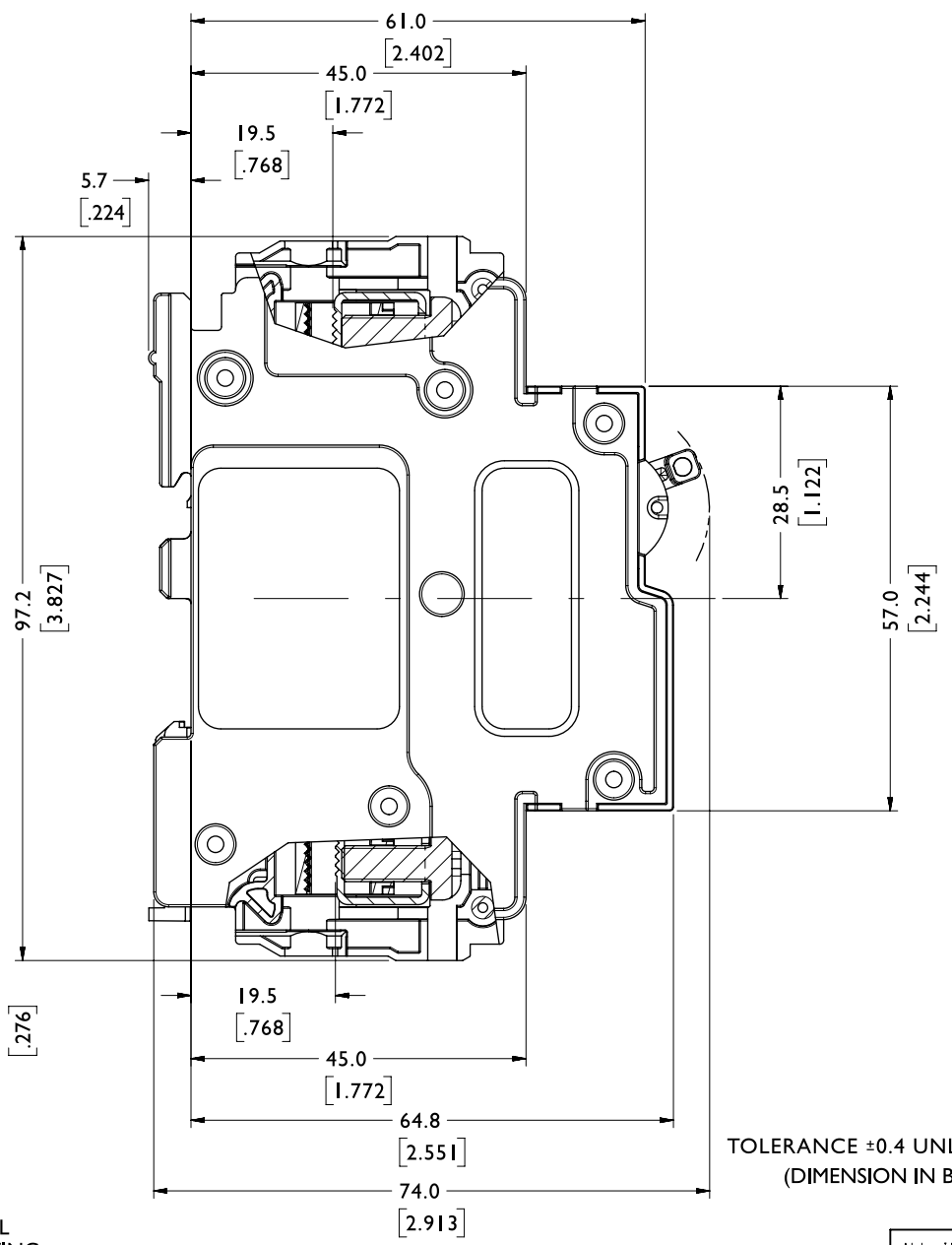


**UNCONTROLLED**



TOLERANCE ±0.4 UNLESS OTHERWISE SPECIFIED  
(DIMENSION IN BRACKETS ARE IN INCH)

A	REFER TO PAGE 1 OF 6	CF
REV	DESCRIPTION	SIGN
MATING FACE -MF PROCESS DIMENSIONS -PD INTERSECTION -INT BEFORE PLATING -BP ALL DIMENSIONS IN -mm TOLERANCES ON UN-DIMENSIONED 90° FEATURES ARE ±0.5° TOLERANCES < ±0.1 ARE CRITICAL BRACKETED DIMENSIONS=EXISTING TOOLING		
SURFACE AREA	N/A	mm <sup>2</sup>
VOLUME	N/A	mm <sup>3</sup>
MATERIAL	N/A	
RAW MTL No.	N/A	
FINISH	N/A	
DRAWN	CF	DATE 02/09/2015
CHECK	APPD	
TOLERANCES X ±0.5 X.X ±0.1 X.XX ±0.05 ANGULAR ±0.5°	DO NOT SCALE	
	ORIGINAL SIZE A4	
TITLE QDC - (13) OUTLINE DRAWING		
DRG. No.	QDC-OUTLINE	
UG		